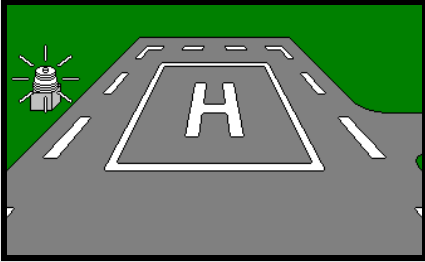


# THORN

Airfield Lighting



## Heliport Beacon

### F30

DOC 1802.E

Revision 2.0 01/06/02

#### Utilisation

- Long Range Visual Guidance
- Heliport Identification

#### Compliance with Standards

- ICAO : Annex 14 Volume II Paragraph 5.3.2.
- French STAC



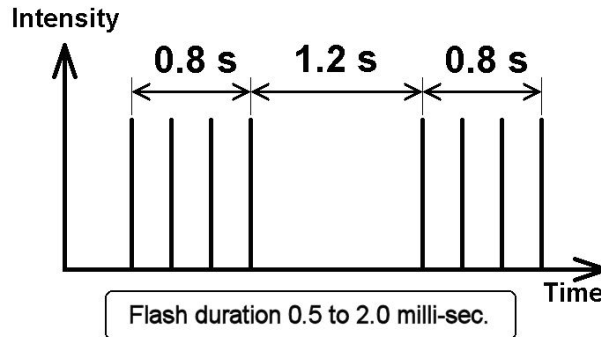
# F30 Omnidirectional Heliport Beacon

## Application

ICAO recommend the installation of an Heliport Beacon on heliport where long range visual guidance is considered necessary and not provided by other visual means or where heliport identification is difficult due to surrounding lights.

The THORN F30 Heliport Beacon is compliant with ICAO requirements.

For ICAO an Heliport Beacon must continuously emit the signal shows FIG A.



**FIG A**

## Main advantages

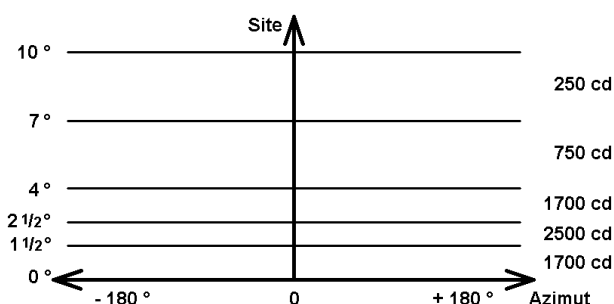
- Reduce installation and maintenance cost
- Low power consumption : Lower than 200 Watts.
- Very long life duration : Average lamp life of 10,000 hours.
- Small size allowing the unit to be placed close to the Heliport without becoming an obstruction hazard.
- Control of brightness level avoids dazzling pilot as well as saving energy.
- The Brightness level adjustment can be achieved automatically by using an optional external Photocell Box.

## Technical characteristics

- Lamp : Special "Flash" Xenon lamp with life duration greater than 10,000 hours.
- Power Supply : 230 Vac / 50 or 60 Hz.
- Photometry : The F30 is compliant with ICAO Photometric requirements shows FIG B (Minimum Values in cd).
- Operating conditions : Temperature from  $-20^{\circ}\text{C}$  to  $+55^{\circ}\text{C}$ . For use in high humidity or cold area a heating resistor is available as an option.
- Control of brilliancy (Option) : The possibility control three Brilliancy Levels (100 %, 10 % and 3 %) is available as an option. These brilliancy level control can be remote controlled Manually ( remote control voltage = + 24 Vdc (supplied by the F30)) or automatically made using a Optional Photocell Box. In this case the ambient light threshold for each Brilliancy Level are :
- 100 % = Ambient light over 500 lux
  - 10 % = Ambient light between 250 lux and 500 lux
  - 3 % = Ambient light under 250 lux



## Photometrics

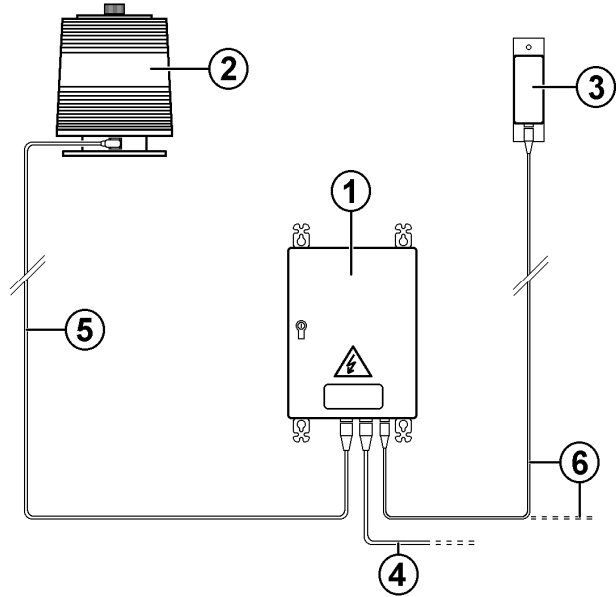


**FIG B :**  
ICAO Heliport Beacon  
Omnidirectional White Flashing Light

# F30 Omnidirectional Heliport Beacon

## Design

- 1) F30 Power Supply Box (IP55)
- 2) F30 Flashing Head (IP55)
- 3) Photocell Box (option)
- 4) Power Supply Cable
  - One 2 m cable is supplied with the equipment
- 5) Special cable for Power Supply Box / Flashing Head Connection
  - One 5 m cable is supplied with the equipment. For longer length, please contact Thorn.
- 6) Cable for remote control connection by a photo-cell or by a control desk
  - One 5 m cable is supplied with the equipment.



## Installation

### Dimensions and Weight

Power supply box :

Height = 400 mm, Width = 300 mm, Depth = 150 mm, Weight = 12 Kg

Flashing head :

Diameter = 265 mm, Height = 310 mm, Weight = 7 Kg

Photocell box :

Height = 160 mm, Width = 70 mm, Depth = 40 mm, Weight = 0.3 Kg

### Fixing

Power supply box :

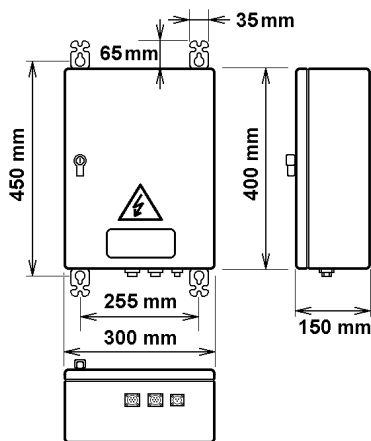
Can be vertically mounted using the 4 fixings hooks mounted on the back of the box (see Fig 1)  
Distance (height) = 450 mm, Distance (Width) = 255 mm

Flashing head :

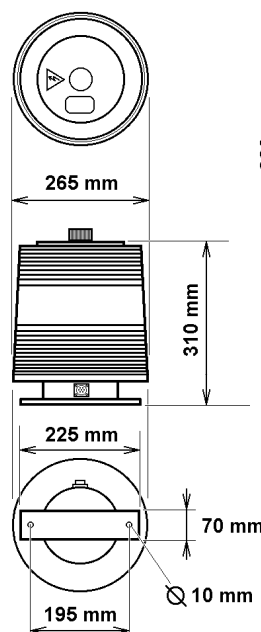
To be mounted using the holes of the bottom plate (see Fig 2)  
Distance = 195 mm, Diameter of the holes = 10 mm

Photocell box :

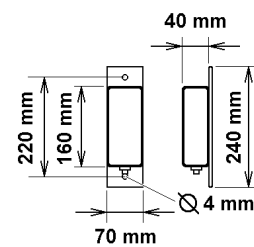
To be fixed on a flange using the 2 holes of the Fixing Plate (See Fig 3)  
Distance = 220 mm, Diameter of the holes = 4 mm



**FIG 1**



**FIG 2**

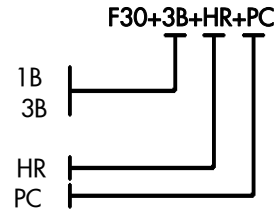


**FIG 3**

## Heliport Beacon F30

### Ordering Code

- F30 Fitting
- Brilliance Levels
    - . Only 1 level
    - . 3 Levels
  - Options
    - . Heating resistor
    - . Photocell box



### Cardboard packing data

Designation	Volume in m <sup>3</sup>	Dimensions in mm	Weight in kg
F30 flashing head	0.023	315 x 270 x 270	7
F30 control box	0.023	505 x 305 x 155	12
Photocell box	0.007	225 x 75 x 45	0.3

**Thorn Airfield Lighting France**  
 156 boulevard Haussmann  
 75379 Paris Cedex 08  
 FRANCE  
 Tel : +33 (0) 1 49 53 62 62  
 Fax : +33 (0) 1 49 53 62 89  
[info@ThornAirfieldLighting.fr](mailto:info@ThornAirfieldLighting.fr)

**Thorn Airfield Lighting Pty Ltd**  
 7-9 Newcastle Road  
 Bayswater Victoria 3153  
 AUSTRALIA  
 Tel : +61 (0) 3 97 20 32 33  
 Fax : +61 (0) 3 97 20 82 33  
[info@ThornAirfieldLighting.com](mailto:info@ThornAirfieldLighting.com)

**Thorn Airfield Lighting UK Ltd**  
 11 Town Quay Wharf, Abbey  
 Road,  
 Barking, Essex, IG117BZ  
 UNITED KINGDOM  
 Tel : +44 (0) 208 594 2747  
 Fax : +44 (0) 208 594 2848  
[info@ThornAirfieldLighting.co.uk](mailto:info@ThornAirfieldLighting.co.uk)

### Specification

The F30 Heliport Beacon shall comply with ICAO recommendations in Annex 14, Volume II, paragraph 5.3.2 and with STNA standards.

It will comprise one omnidirectional white Flashing Head subassembly, one Power Supply Box and as an option one Photocell Box. All these three subassemblies are IP55 rated.

The F30 Flashing Head shall be equipped with a special Xenon flashing lamp. Lamp life shall be greater than 10,000 hours.

It shall be power supplied in 230 Vac (50 or 60 Hz).

It power consumption shall be less than 200 Watts.

It shall be suitable for operation in an ambient temperature range from - 20 °C to + 55 °C.

For use in cold or humid area it should be equipped, as an option, with an heating resistor.

It should be deliver in two versions allowing respectively only one or three Brilliance Level (100 %, 10 % or 3 %).

In case of three Brilliance Levels, the control of the Level will be made manually (remote control voltage = 24 Vdc (voltage generated by the F30)) or automatically using an optional Photocell Box.

It shall be design to allow easy Installation and Maintenance operations

It small size shall allow an installation close to the Helipad.

All descriptions and photometric characteristics in this publication present only general particulars and shall not form of any contract. The right is reserve to change then without prior notification.

